

I LOVE
 ASL!

HELLO



American Sign Language Level 3
Syllabus

[Welcome and Course Description](#)

[Expectations](#)

[Important Terms](#)

[How to Navigate the Course](#)

[Assessments and Grading](#)

[Schedule/What We'll Be Learning](#)

[Progress](#)

[Stay Connected](#)

[Opportunities to interact](#)

[Accommodations + Contact](#)

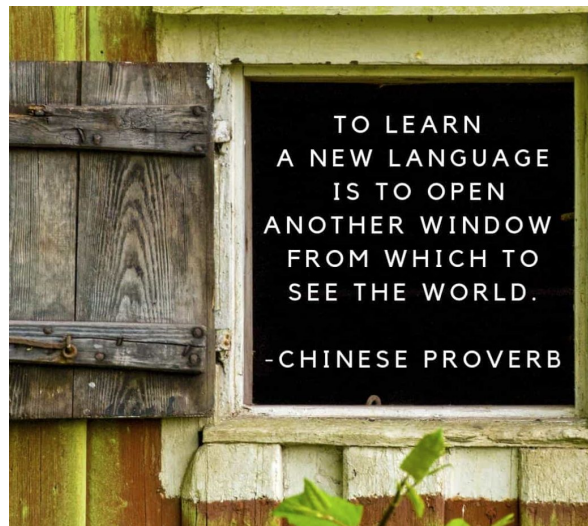
[Click here to get started!](#)



Index

page

<u>Welcome and Course Description</u>	3
<u>Learning Outcomes</u>	4
<u>Requirements</u>	5
<u>Expectations</u>	6
<u>Important Terms</u>	7
<u>How to Navigate the Course</u>	8-10
<u>Assessments and Grading</u>	11-17
<u>Schedule/What We'll Be Learning</u>	18
<u>Progress</u>	21
<u>Stay Connected</u>	22
<u>Opportunities to Interact</u>	23
<u>Accommodations and Contacts</u>	24



[Welcome and Course Description](#)

[Expectations](#)

[Important Terms](#)

[How to Navigate the Course](#)

[Assessments and Grading](#)

[Schedule/What We'll Be Learning](#)

[Progress](#)

[Stay Connected](#)

[Opportunities to interact](#)

[Accommodations + Contacts](#)

next page

Welcome!



Welcome to ASL 3! My name is Mrs. Emily Fermier, and I will be your American Sign Language (ASL) teacher this year. I have a passion for ASL and am excited about the opportunity to teach you the language and culture of Deaf Americans. My goal is to help you feel confident having a conversation in ASL with a Deaf person.


This course will further develop your knowledge of American Sign Language (ASL) as a World Language. You will develop advanced level ASL communication skills and continue your journey into the Deaf World by exploring American Deaf culture and history.

This course is relatively self-paced. I utilize pre-recorded video lessons, interactive activities, and a variety of assessment tools to measure your ASL receptive and expressive skills, and knowledge of grammar and Deaf culture. You will have opportunities to practice the language and use it in authentic ways, through student-teacher, student-student interactions, and practice conversations with native signers.

Course instruction and activities are primarily in ASL.

Course Objectives:

- *Communicate* in American Sign Language (interpretive, interpersonal, and presentational modes).
- Gain knowledge and understanding of Deaf *culture*.
- Use American Sign Language to *connect* with other disciplines and expand knowledge.
- Develop Insight into the nature of language and culture through *comparisons* of American Sign Language and Deaf culture, and their own language and culture.
- Become lifelong learners by using American Sign Language for personal enjoyment and enrichment.



The 5 C's for learning languages will be used as a roadmap to guide your learning.

[Continue to learning objectives](#)

Welcome and Course Description

[Expectations](#)

[Important Terms](#)

[How to Navigate the Course](#)

[Assessments and Grading](#)

[Schedule/What We'll Be Learning](#)

[Progress](#)

[Stay Connected](#)

[Opportunities to interact](#)

[Accommodations + Contacts](#)



Learning Outcomes



After successful completion of this class, you will be able to:

- Engage in one-to-one and small group conversations and share basic information related to common topics.
- Engage in one-to-one conversation to reinforce and further your knowledge of other disciplines
- Demonstrate an understanding of basic products, practices, beliefs, attitudes and values related to Deaf culture and used by Deaf people.
- Recognize pieces of information and often recognize the main topic of what is being said.
- Present information, understand, and converse about familiar topics and everyday life, using a variety of words, phrases, and memorized expressions.
- Function at a survival level in an authentic cultural context.
- Compare and contrast ASL and Deaf culture with your own language (English) and culture.

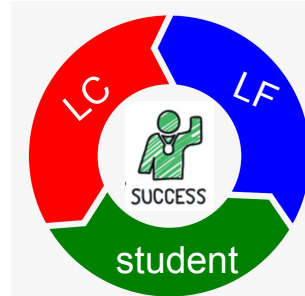
Learning Facilitator (LF): Your LF is a qualified ASL instructor who will be supervising you throughout the course. He/she will answer your questions, provide feedback and a grade on your assignments, check in with you regularly, and encourage your progress.



SUPPORT



ADVICE



MOTIVATION



DIRECTION

Learning Coach (LC)

***Recommended*:** Your LC is a designated adult (usually a parent, guardian, counselor, or school administrator) who will be supporting your progress throughout the course. They assist with time management, accountability, motivation, and ensure you are on track with your assignments and coursework.

[Continue to course requirements](#)

[Welcome and Course Description](#)

[Expectations](#)

[Important Terms](#)

[How to Navigate the Course](#)

[Assessments and Grading](#)

[Schedule/What We'll Be Learning](#)


[Progress](#)

[Stay Connected](#)

[Opportunities to interact](#)

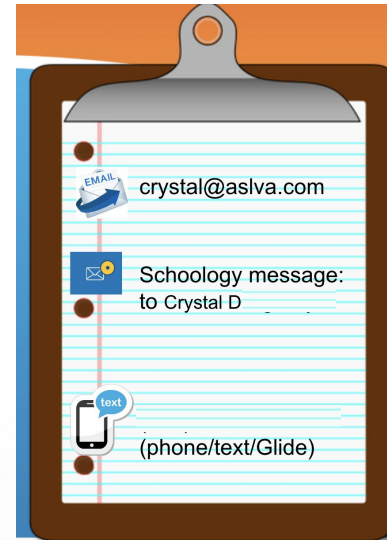
[Accommodations + Contacts](#)

Meet your learning facilitator



Hi! My name is Mrs. Crystal D. I am a qualified and friendly ASL instructor who will be supervising you throughout the course. I'm happy to answer your questions and provide support if you need it. I will provide feedback and a grade on your signing assignments, check in with you regularly, and will encourage your progress. Please reach out to me through Schoology messaging, email, Glide, text/phone, or schedule a 1:1 meeting with me. I look forward to supporting your learning journey!

Connect with me through Glide:
Download the Glide app on your phone, then search for my number:



You can schedule Office Hours with me here:

[Continue to course requirements](#)

[Welcome and Course Description](#)

[Expectations](#)

[Important Terms](#)

[How to Navigate the Course](#)

[Assessments and Grading](#)

[Schedule/What We'll Be Learning](#)

[Progress](#)

[Stay Connected](#)

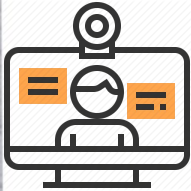
[Opportunities to interact](#)

[Accommodations + Contacts](#)

Requirements



Strong internet connection



Computer with webcam



This course requires a high level of **autonomy** and **self motivation**.



Keep track of what you have completed, and complete course material in **sequential order**.



You need to communicate with your teacher, and respond promptly.



Log in to class consistently. It is recommended you spend at least 3 hours each week.

[Welcome and Course Description](#)

[Expectations](#)

[Important Terms](#)

[How to Navigate the Course](#)

[Assessments and Grading](#)

[Schedule/What We'll Be Learning](#)

[Progress](#)

[Stay Connected](#)

[Opportunities to interact](#)

[Accommodations + Contacts](#)

[next page](#)

Expectations



What you can expect from us:

We will bring our knowledge and passion for ASL and teaching to our classroom everyday.

We welcome your questions, and will answer them promptly.

We will provide helpful feedback and fair grading on your assignments.

We will treat you and your classmates with respect and kindness.

We will provide frequent progress reports.

We will organize the course in a way that optimizes your learning.

What we can expect from you:

We hope you will actively participate in this class, and put forth your best effort, as we've found this to be the best way to engage you in learning.

We encourage you to ask questions whenever you have one.

We want you to read/watch your feedback on your assignments, and apply this feedback to make improvements on your signing skills.

You will treat yourself, your classmates, and us with respect and kindness.

You are encouraged to be aware of your progress and grades in the class.

In order to be successful, you need to follow the instructions and stay on track.

[Welcome and Course Description](#)

[Expectations](#)

[Important Terms](#)

[How to Navigate the Course](#)

[Assessments and Grading](#)

[Schedule/What We'll Be Learning](#)

[Progress](#)

[Stay Connected](#)

[Opportunities to interact](#)

[Accommodations + Contacts](#)

[next page](#)

Important Terms



S **schoolology** This is where you will login to our online class. All of your lessons, activities, assignments, quizzes, tests, and grades are located in Schoology.

This is also where you will record your signing practice activities and assignments, and receive feedback on your signing skills.



You can interact with your learning facilitator and classmates using this free Glide app. Messages can be in the form of video messages where students sign (preferred) speak, or text messages. Glide should be used primarily to ask a question related to signing, and/or to practice communicating using sign language. Glide will be used to have 1:1 conversations, small groups, or with the entire class and teacher. Glide is a great way to use the language and stay connected in an authentic, student generated way.



next page

[Welcome and Course Description](#)

[Expectations](#)

[Important Terms](#)

[How to Navigate the Course](#)

[Assessments and Grading](#)

[Schedule/What We'll Be Learning](#)

[Progress](#)

[Stay Connected](#)

[Opportunities to interact](#)

[Accommodations + Contacts](#)

How to Navigate the Course

Lessons are pre-recorded, giving you the ability to pause, rewind, and rewatch as needed, to **best support** your language learning development.

Review lessons and activities review what you are learning.

Practice activities give you an opportunity to practice your signing skills.

Assignments demonstrate your signing skills and knowledge of grammar + culture..

Quizzes + Tests demonstrate your comprehension and knowledge.

Practice Conversations give you experience having a conversation with a native signer, in ASL.

All designed to develop your ASL skills!

[next page](#)

[Welcome and Course Description](#)

[Expectations](#)

[Important Terms](#)

[How to Navigate the Course](#)

[Assessments and Grading](#)

[Schedule/What We'll Be Learning](#)

[Progress](#)

[Stay Connected](#)

[Opportunities to interact](#)

[Accommodations + Contacts](#)

How to Navigate the Course

The course is divided into 4 Quarters

▶  Quarter 1

▶  Quarter 2

MIDTERM

▶  Quarter 3

▶  Quarter 4

FINAL EXAM

Course materials are organized in **sequential order**, from top to bottom. Each folder needs to be completed in **sequential order**, and the materials within each folder need to be completed in **sequential order**.

It's similar to reading a book. You have to read page 1, then page 2, then page 3. If you start on page 1, and skip to page 20, then go to page 5, and so on, the story will not make sense. It's the same with our class. Skipping around will confuse you and will not build a strong foundation of language learning!

[next page](#) 

[Welcome and Course Description](#)

[Expectations](#)

[Important Terms](#)

[How to Navigate the Course](#)

[Assessments and Grading](#)

[Schedule/What We'll Be Learning](#)

[Progress](#)

[Stay Connected](#)

[Opportunities to interact](#)

[Accommodations + Contacts](#)

How to Navigate the Course

Each Quarter contains 9 weekly folders. You will complete each weekly folder in sequential order.

- Quarter 1
 - *Week 1- Orientation, Greetings + Emotions
 - Week 2- Greetings, Farewells, Manual Alphabet, and Introduction to Deaf Culture
 - *Week 3- Introductions
 - Week 4- People and Fingerspelling
 - *Week 5- Asking Questions and Survival Signs
 - Week 6- School
 - **Week 7- Colors and Conversation Practice Session
 - Week 8- Story comprehension, Visual Access, Cardinal Numbers, and Wh-Questions + Yes/No Questions (continued)
 - *Week 9- "Through Deaf Eyes" and Courtesy

How to Navigate the Course

When you open a new week folder, you will see lesson folders. Each lesson folder has new lessons, reviews, practice activities, and/or assignments. **Complete everything** in the lesson folder, before moving on to the next lesson folder.

- Quarter 1
 - *Week 1- Orientation, Greetings + Emotions
 - Week 2- Greetings, Farewells, Manual Alphabet, and Introduction to Deaf Culture
 - *Week 3- Introductions
 - Week 4- People and Fingerspelling
 - Lesson 1- Fingerspelling
 - Lesson 2- People
 - Lesson 3- More emotions and sentence practice
 - Lesson 4-Fingerspelling continued and review
 - Lesson 5- Go React: Video Assignments (This folder is very important to understand how you will submit your signing assignments)
 - Extra Practice (This folder is optional)
 - Week 4 Quiz
 - *Week 5- Asking Questions and Survival Signs

next page

Welcome and Course Description

Expectations

Important Terms

How to Navigate the Course

Assessments and Grading

Schedule/What We'll Be Learning

Progress

Stay Connected

Opportunities to interact

Accommodations + Contacts

How to Navigate the Course

Each week you will open up that week's folder and work through the materials in order, starting at the top, and working your way through the lessons and activities.

*Week 3- Introductions

- > Lesson 1- Manual Alphabet review
- > Lesson 2- Introductions
- > Lesson 3- Survival Signs, Me vs My, and Manual Alphabet review
- > Lesson 4 - Deaf Culture: What it's like to be Deaf
- > Extra Practice (This folder is optional)
- Week 3 Quiz

How to Navigate the Course

Once you have completed all of the lessons, activities, and assignments for the week, you will take the weekly quiz.



I've found that completing lessons, activities, assignments, and tests in sequential order helps build a solid foundation, and best prepares you for success in this class, so you will not be permitted to complete class materials out of order.

next page

[Welcome and Course Description](#)

[Expectations](#)

[Important Terms](#)

[How to Navigate the Course](#)

[Assessments and Grading](#)

[Schedule/What We'll Be Learning](#)

[Progress](#)

[Stay Connected](#)

[Opportunities to interact](#)

[Accommodations + Contacts](#)

Assessments



You will be assessed on these three components: Interpretive, Interpersonal, Presentational.

Interpretive: Understanding the language when it is being used by a native signer, a Deaf person, your classmates, or teacher.

Interpersonal: Having a conversation in ASL with another person. This could be your classmate, a native signer, or your teacher.

Presentational: Presenting information using ASL.

Types of Assessments

[Signing Assignments](#)

[Weekly Quizzes](#)

[Midterm](#)

[Final Exam](#)

[Welcome and Course Description](#)

[Expectations](#)

[Important Terms](#)

[How to Navigate the Course](#)

[Assessments and Grading](#)

[Schedule/What We'll Be Learning](#)

[Progress](#)

[Stay Connected](#)

[Opportunities to interact](#)

[Accommodations + Contacts](#)

[Grade breakdown, next page](#)

Weekly Quizzes

Interpretive Communication:

After you have completed all of the lessons and activities, you are ready to take the end of the week quiz. These assess, and further develop your ability to understand signed communication. They also assess your knowledge of cultural and linguistic topics covered in that week's lessons. These are taken online in Schoology. You can take these **two times**. Your **highest score** will be recorded.

You are encouraged to spend as much time as you need preparing for your weekly quizzes. Remember, you can always go back and rewatch lessons, if you need to, to better understand the material..

[back to assessments](#)

[Welcome and Course Description](#)

[Expectations](#)

[Important Terms](#)

[How to Navigate the Course](#)

[Assessments and Grading](#)

[Schedule/What We'll Be Learning](#)

[Progress](#)

[Stay Connected](#)

[Opportunities to interact](#)

[Accommodations + Contacts](#)

Signing Assignments

Interpersonal + Presentational Communication:

There will be two signing assignments each quarter. These are opportunities for you to demonstrate your signing skills. After you have practiced the skills you are learning, and applied the feedback you received, you will record your signing assignments in Schoology. These are graded on your sign accuracy: sign production, facial expressions, grammar and syntax, use of space, fluidity, and complexity.

Signing Assignments

You are encouraged to spend as much time as you need practicing and preparing for your signing assignments. Remember to only submit your **best** work.

[← back to assessments](#)

[Welcome and
Course
Description](#)

[Expectations](#)

[Important
Terms](#)

[How to Navigate
the Course](#)

[Assessments
and Grading](#)

[Schedule/What
We'll Be Learning](#)

[Progress](#)

[Stay
Connected](#)

[Opportunities
to interact](#)

[Accommodations
+
Contacts](#)

Midterm



Presentational Communication:

The midterm is a prepared presentational assessment that evaluates your ability to use a variety of vocabulary and grammar concepts learned in the first half of the year. You will have ample time to practice and prepare for this test and will record your midterm in Schoology.



Final Exam



Interpersonal Communication:
This is your opportunity to show me everything you learned during the course. You will have time in advance to prepare questions, answers, and simple stories that incorporate a variety of vocabulary and grammar you learn throughout the year. It is designed for students to be successful, and to **highlight your ASL abilities**. The final exam will be either a pre-recorded, or live, spontaneous, conversation. It will take place through Schoology.

[next page](#)



[Welcome and Course Description](#)

[Expectations](#)

[Important Terms](#)

[How to Navigate the Course](#)

[Assessments and Grading](#)

[Schedule/What We'll Be Learning](#)

[Progress](#)

[Stay Connected](#)

[Opportunities to interact](#)

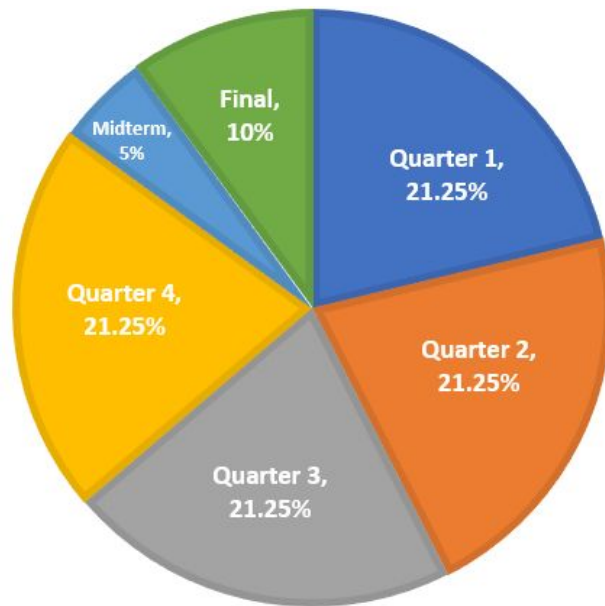
[Accommodations + Contacts](#)

Graded Categories (Quarterly)



(Interpretive) Weekly Quizzes 9 quizzes X 10 points	90 points
(Presentational and Interpersonal) Signing Assignments 2 X 25 points	50 points
(Interpersonal) Conversation Practice Session 1 X 30 points	30 points
Total points	170

Overall Grade Distribution



Welcome and
Course
Description

Expectations

Important
Terms

How to
Navigate the
Course

Assessments
and Grading

Schedule/What
We'll Be
Learning

Progress

Stay
Connected

Opportunities
to interact

Accommodations
+ Contacts

[next page](#)

Schedule



Quarter 1	ASL 1+ 2 Review Unit 13 Begin Unit 14
Quarter 2	Unit 14 Unit 15
Midterm	Midterm
Quarter 3	Unit 16 Unit 17
Quarter 4	Unit 18 Unit 19
Final	Final Exam



What we'll be learning Quarter 1

	Topics	Grammar	Culture
Unit 13	Life Events	Tense	Deaf President Now (DPN)
Unit 14	Occupations	Topic Comment	Careers working with and/or serving the Deaf Community

Welcome and Course Description

Expectations

Important Terms

How to Navigate the Course

Assessments and Grading

Schedule/What We'll Be Learning

Progress

Stay Connected

Opportunities to interact

Accommodations + Contacts

Quarter 2+3



What we'll be learning Quarter 2

	Topics	Grammar	Culture
Unit 14	Employment	Topic Comment review	Careers related to working with and/or serving Deaf people
Unit 15	Travel (cities, states, countries, modes of transportation)	Spatialization and Signer's Perspective	International Sign Language

What we'll be learning Quarter 3

	Topics	Grammar	Culture
Unit 16	Health + Ailments	Since/For/Up till now	Advocating for Deaf people in the medical environment
Unit 17	College Life		NAD

Quarter 4 

Welcome and Course Description

Expectations

Important Terms

How to Navigate the Course

Assessments and Grading

Schedule/What We'll Be Learning

Progress

Stay Connected

Opportunities to interact

Accommodations + Contacts

What we'll be learning Quarter 4

	Topics	Grammar	Culture
Unit 18	"Bird of a Different Feather"		Deaf Identity
Unit 19	Deaf + ASL Literature Storytelling DE'VIA	Role Shifting Personification	Deaf + ASL Art Deaf Performers National Theater of the Deaf



I've found that completing lessons, activities, assignments, and tests in sequential order helps build a solid foundation, and best prepares you for success in this class, so you will not be permitted to complete class materials out of order.

Welcome and Course Description

Expectations

Important Terms

How to Navigate the Course

Assessments and Grading

Schedule/What We'll Be Learning

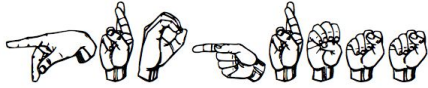
Progress

Stay Connected

Opportunities to interact

Accommodations + Contacts


Progress



You and your learning coach will have access to your grades and qualitative comments provided by your learning facilitator 24/7, in Schoology.

The gradebook shows the points you earn on all of your assessments, well your quarterly grade, and your overall grade in the class.

You'll also be able to see if there are any missing assessments.

	91.83%
Week 1 Quiz	10 / 10
Week 2 Quiz	10 / 10
Week 3 Quiz	9.25 / 10
Week 4 Quiz	 Incomplete
Week 5 Quiz	9.5 / 10
Week 5 Signing Assignment, Greet	22 / 25

Welcome and Course Description

Expectations

Important Terms

How to Navigate the Course

Assessments and Grading

Schedule/What We'll Be Learning

Progress

Stay Connected

Opportunities to interact

Accommodations + Contacts

[next page](#)

Conversation Practice Session with a Deaf Native Signer

Interpersonal Communication:

Once a quarter you will schedule a 1:1 conversation practice session with one of our Deaf native signers. You will be signing along with a pre-recorded video. It's designed to be a meaningful opportunity for you to use the vocabulary and grammar you have learned up to that point, to have a conversation in ASL, and develop your confidence to communicate with a Deaf person. . A scripted dialogue will be provided to you in advance, as a guide.



[Welcome and
Course
Description](#)

[Expectations](#)

[Important
Terms](#)

[How to Navigate
the Course](#)

[Assessments
and Grading](#)

[Schedule/What
We'll Be Learning](#)

[Progress](#)

[Stay
Connected](#)

[Opportunities
to interact](#)

[Accommodations
+ Contacts](#)

[next page](#) 

Stay Connected

To get the most out of your learning experience, you will want to **stay connected** to your learning facilitator and classmates.



Use [Glide](#) to stay connected to your LF and classmates.




Schedule an office hours appt. For extra support



Use the Question Board to get your questions answered.



Reach out to your teacher through email, Schoology messaging, Glide, or text anytime you need.



next page

Welcome and Course Description

Expectations

Important Terms

How to Navigate the Course

Assessments and Grading

Schedule/What We'll Be Learning

Progress

Stay Connected

Opportunities to interact

Accommodations + Contacts

Opportunities to interact

There are numerous opportunities to interact with your LF, classmates, and native signers, throughout the course.

ASL Hangouts take place each week through Zoom. This is a fun opportunity to practice what you're learning, interact with other ASL students, play games, and learn new signs.

Review sessions take place periodically. These are another great opportunity to interact with other ASL students, while reviewing vocabulary, grammar, and culture topics you've been learning.

Glide Send and receive signed video messages through Glide, for extra practice and interaction with your LF and classmates.

Practice Conversations are opportunities for you to have a 1:1 conversation, in ASL, with a Deaf native signer. These are scheduled a few times throughout the course.

Student-Student Practice Sessions are opportunities for you to practice with a partner, or in small groups. You can schedule these at your convenience.

[Welcome and Course Description](#)

[Expectations](#)

[Important Terms](#)

[How to Navigate the Course](#)

[Assessments and Grading](#)

[Schedule/What We'll Be Learning](#)

[Progress](#)

[Stay Connected](#)

[Opportunities to interact](#)

[Accommodations + Contacts](#)

next page

Glide: Video Messaging app that is VERY helpful for this class

Glide is a very helpful tool for asking questions in our class.

It's a **free app** you can download. Just like text messaging, Glide can be used to have a conversation with one person, a few people, or an entire group of people. People can be added to a chain/group. The great thing about Glide is that you can record a VIDEO signing. You can use Glide for the following purposes:

- To practice signing with your learning facilitator or a classmate
- To ask a question
- To start a discussion
- To ask for clarification
- To practice fingerspelling
- To say hi
- To feel connected



You can record videos, delete videos, decide who you want to send your video message to, etc. You can talk or sign during your video message. You can also text your message through Glide.

Your learning facilitator will respond quickly. Please feel free to send a Glide message with a question you have, or simply to say "Hi, how are you doing?"

The more you use the language, the better you will be!

I encourage all of you to use Glide on a regular basis for extra, casual, practice and asking questions!

"Am I signing this sentence correctly?"

"Great job! Remember to have your eyebrows down when you're asking a question. Here, let me show you."



"Can you show me how to sign CAT?"

"Sure, let me send you a video showing you the sign"

"I forget the sign for 'PLEASE.' Can you show me?"

"This might be a silly question, but I've always wondered.... Can Deaf people drive?"

If you need help getting started with Glide, please email your learning facilitator.

[next page](#)

What if I have a question?

I HAVE QUESTIONS



LOTS OF QUESTIONS

You are encouraged to reach out any time you have a question! You can reach out in a variety of ways:

*Contact your learning facilitator through phone/text/Glide, Schoology message, email, or set up a 1:1 meeting

*We also have a Question Board in Schoology where you can post your question. Your question will be answered promptly!

*For questions related to private information, such as your grade, please contact your learning facilitator directly. Don't post a grade-related question in the Question Board.

Welcome and
Course
Description

Expectations

Important
Terms

How to Navigate
the Course

Assessments
and Grading

Schedule/What
We'll Be Learning

Progress

Stay
Connected

Opportunities
to interact

Accommodations
+ Contacts

next page

Accommodations

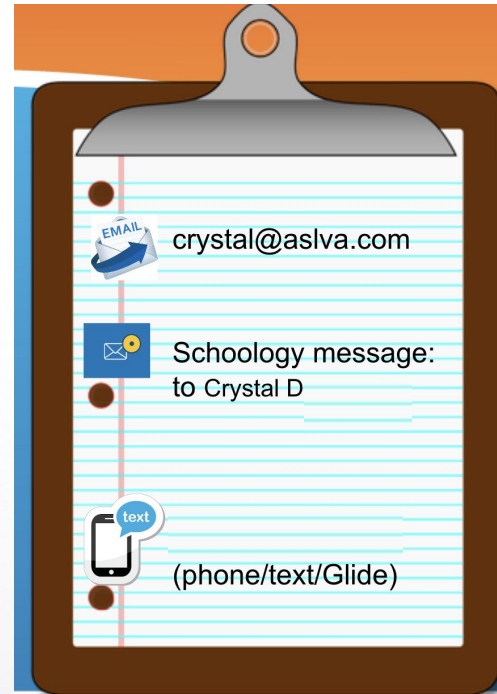
If you need accommodations, you have a right to have these met, so it's best to discuss with me, as soon as possible, accommodations you may need to best set you up for success in this class.



Contacts



Learning Facilitator: Mrs. Crystal D



Welcome and Course Description

Expectations

Important Terms

How to Navigate the Course

Assessments and Grading

Schedule/What We'll Be Learning

Progress

Stay Connected

Opportunities to interact

Accommodations + Contacts

[previous page](#)

[index](#)